
St. Theresa Altar Society

Instructions for Washing Small Linens

Pick-up and Drop-off

Pick up small linens in the sacristy on Sunday or Monday of each week. Soiled linens should be located in the Sacred Linens Receptacle located in the back left top corner of the chest of linens drawers. Remove the bag and replace with a fresh bag located in the top linen drawer.

Clean linens are placed in the top drawer of the chest of linens. Proper locations are marked. If you cannot locate the receptacle, ask your friendly priest for assistance.

Purification

To prepare the linens for washing:

1. Place the used linens in a large clean bowl of water for about an hour. This will remove any Sacred Species which may remain on the linen.
2. Wring out the water and set the linens aside in another container.
3. Take the remaining water and pour it into the ground where people do not walk. DO NOT POUR THE PURIFICATION WATER DOWN THE DRAIN.

Laundering

To properly wash the linens:

1. If needed, soak the linens in granular bleach. Chlorine bleach is not recommended for, if not used correctly it may ruin the linens.
2. Wash linens in a gentle detergent being sure to rinse out all soap residue.
3. Dry linens if you wish. They are much easier to press when damp.

Ironing

Iron damp linens as instructed below.

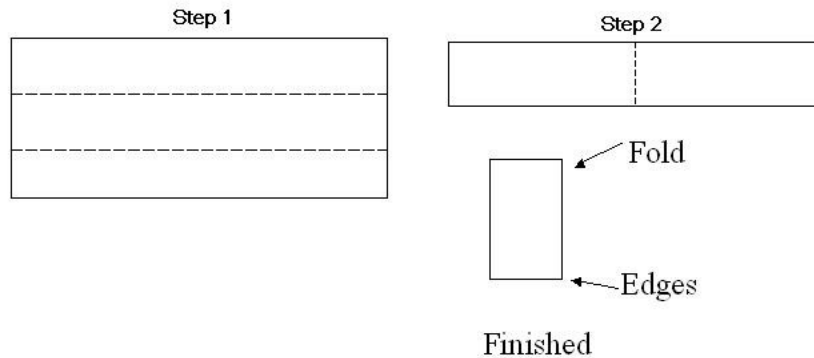
Fingertip Towels

These are used by the Priest to dry his hands during the Lavabo at mass.

Size: 13" x 10"

To press a fingertip towel:

1. Fold in thirds lengthwise. Iron folds.
2. Fold in half so all corners are inside. Iron folds.



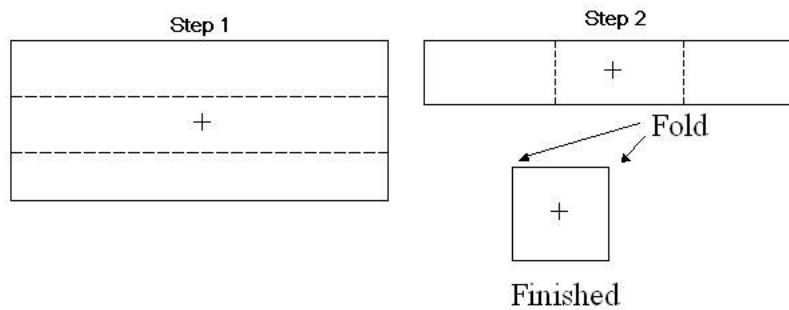
Purificators

These are used by the Priest to wipe the chalice after Communion.

Size: 17" x 12"

To press a purificator:

1. Fold in thirds lengthwise, with the little red cross on the *outside* – right side out.
2. Fold in thirds so that all corners are inside, with the red cross centered facing you.



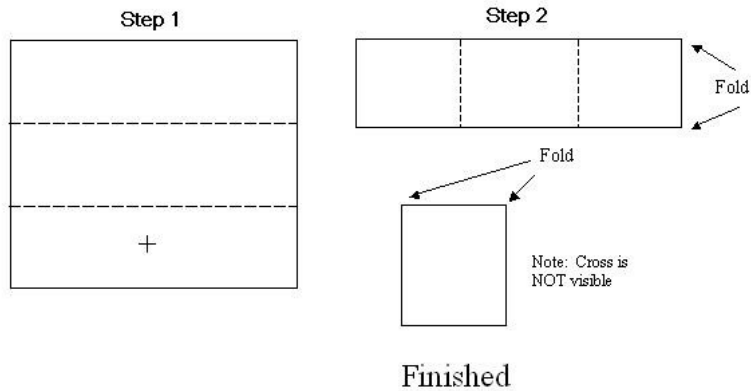
Corporals

The Priest places the sacred vessels on the corporal during Mass. The corporal is protection against any particles of the Sacred Species being left on the altar when Mass is over. The corporal is folded *in*, so as to collect any crumbs.

Size: 17" x 17" square

To press a corporal:

1. Fold in thirds lengthwise, with the little red cross on the *inside* – wrong side out.
2. Fold in thirds so that all corners are inside. Red cross will be on the *inside*, with the wrong side of the cross visible, through the corporal, from the outside.



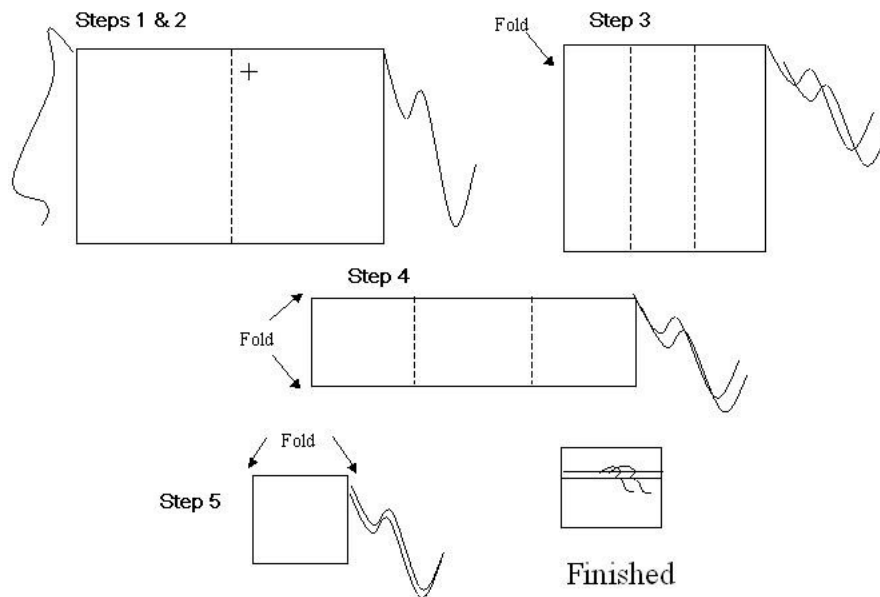
Amices

This is what the Priest wears over his shoulders and around his neck to protect his vestments.

Size: 17" x 34" with strings

To press an amice:

1. Iron the strings flat.
2. Fold in half to make a square, with red cross on the outside. It will now be the same size as a flat corporal.
3. Fold in thirds lengthwise, with strings together, hanging out.
4. Fold in thirds the other way, wrapping strings neatly around the folded amice.
5. If needed, press the string ends to keep neat.



Pall Covers

This slips over the cardboard cover that sits on the chalice during Mass.
Simply iron flat.

Baptismal Washcloths

To prepare a baptismal washcloth:

1. Wash in mild detergent.
2. Dry as a normal towel.
3. Do not iron.
4. Fold the same as fingertip towels.

Side Table Cloth

These are used in the sanctuary on the credence table and the altar.
Size: 15" x 30" approximately

To prepare a table cloth:

1. Wash and dry as with altar linens.
2. Iron flat.
3. Hang over a cardboard roll to keep from creasing.